

Making Connections in the OR



Ron Litman
litmanr@email.chop.edu



Disclosures.....



Lecture Goals

- ✓ ***A LITTLE HISTORY***
- ✓ ***80369***
- ✓ ***GEDSA: STAY CONNECTED INITIATIVE***
- ✓ ***CA ASSEMBLY BILL 1867***
- ✓ ***DO ALL THIS IN < 35 MIN!***



Meet the Luers


Georg Wilhelm Amatus Lüer: 1802 - 1883




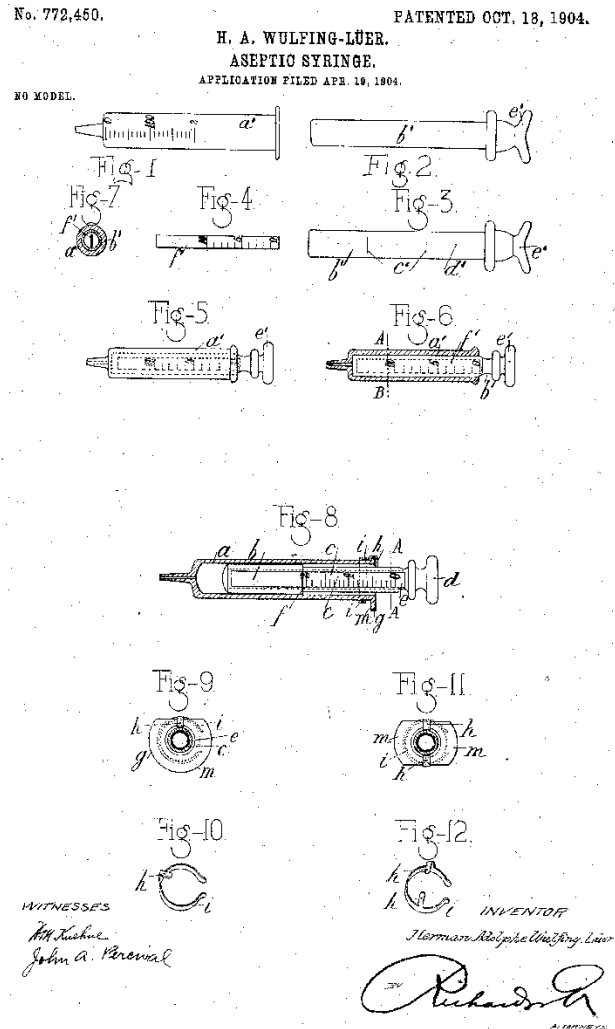
Jeanne



1896 Karl Schneider: Hermann Adolf Wulfing-Lüer



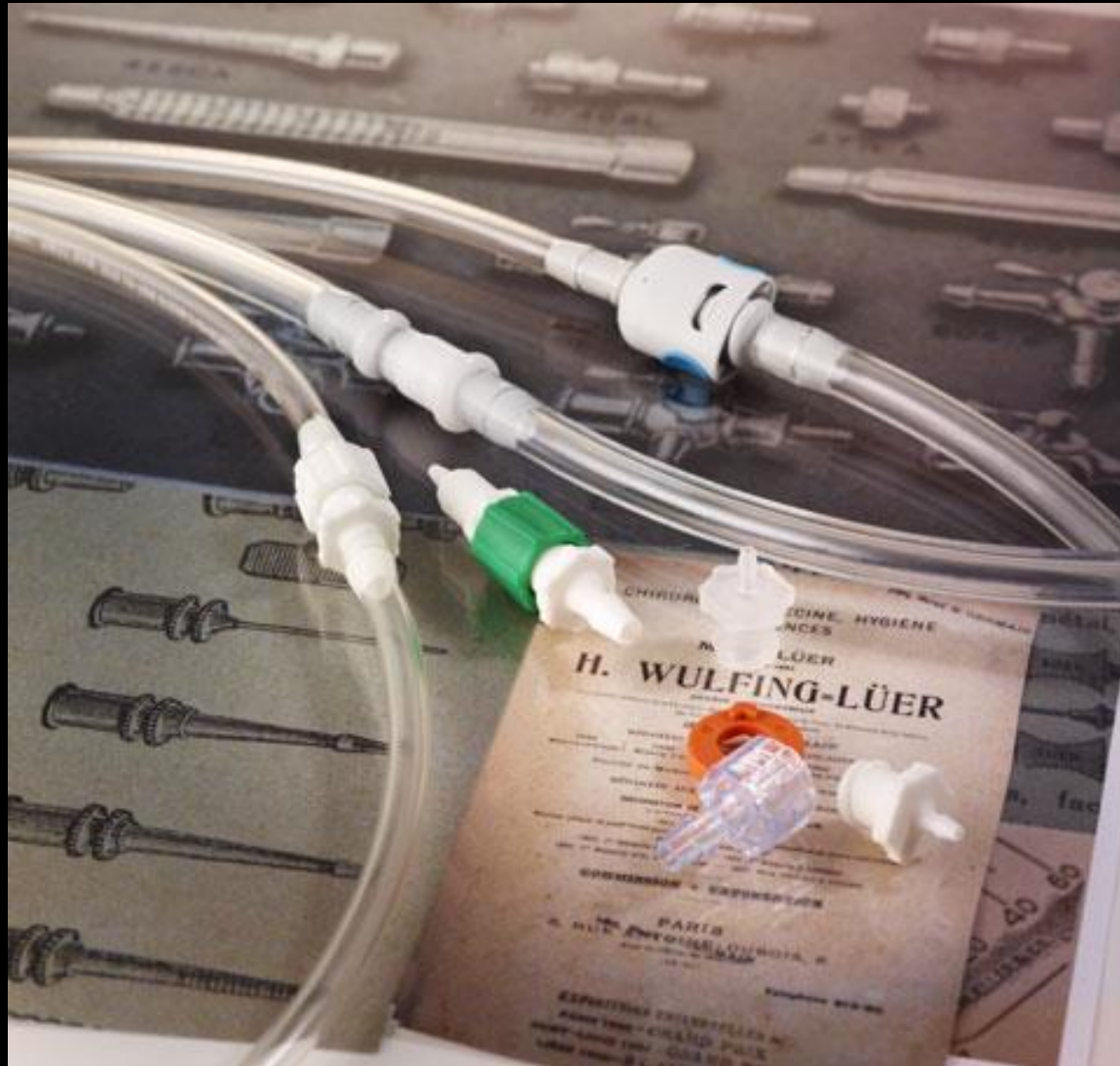
1897: Luer Meets B&D



Maximillian Becton Fairleigh Dickinson



Luer Universal Connectors



1988: Ramstein Air Show Disaster



Luer: 6% Taper
Rekord: 10% Taper



Figure 1. Tube delivering oxygen fell off nebulizer



Figure 2. The oxygen tubing was connected to a needleless port.







Misconnections in the Critically Ill: Injection of High-Dose Gadolinium into an External Ventricular Drain

Sumit Singh, MD,* Sepehr Rejai, MD,* Zarah Antongiorgi, MD,* Nestor Gonzalez, MD, FAANS, FAHA,† and Matthias Stelzner, MD, FACS‡



■ CLINICAL CARE

Unintentional Infusion of Phenylephrine into the Epidural Space

Kress R. Townley, MD, Jason Lane, MD, Robyn Packer, NP, and Rajnish K. Gupta, MD

■ EDITORIAL

J'Accuse! Failure to Prevent Epidural and Spinal Catheter Misconnections

David J. Birnbach, MD, MPH,* Sorin J. Brull, MD, FCARCSI (Hon),†
and Richard C. Prielipp, MD, MBA, FCCM‡

Underappreciation of Wrong Route Med Errors

- No mandatory reporting
- Few hundred cases/year - underreported
- Settled law suits
- Various agencies involved: FDA, ISMP, JC, etc
- 2011: 116 enteral to IV cases reported

Invited Review

Tubing Misconnections: Normalization of Deviance

Debora Simmons, RN, MSN, CCRN, CCNS^{1,2};
Lene Symes, RN, PhD¹; Peggi Guenter, RN, PhD, CNSN³;
and Krisanne Graves, RN, MSN, CPHQ¹

Financial disclosure: none declared.

Nutrition in Clinical Practice
Volume 26 Number 3
June 2011 286-293
© 2011 American Society for
Parenteral and Enteral Nutrition
10.1177/0884533611406134
<http://ncp.sagepub.com>
hosted at
<http://online.sagepub.com>



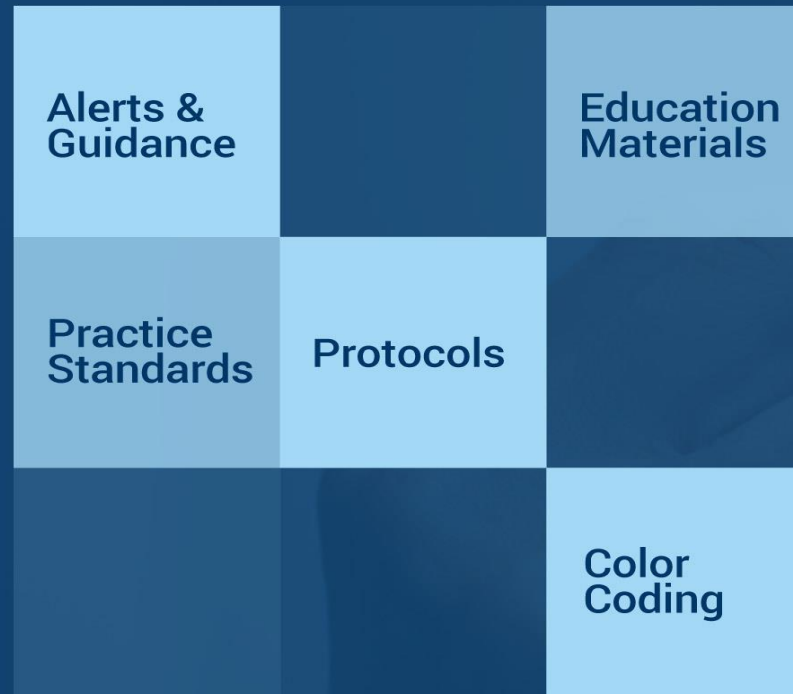
This Can't Happen....

G&DSA

Unite. Connect. Deliver.



Ineffective Attempts Demanded a Comprehensive Solution



2006

WHO recognized this as a Global public health issue and requested to ISO for an industry standard.



2006: JC Seminal Event



[Log In](#) | [Request Guest Access](#)

[Contact Us](#) | [Careers](#) | [JCR Web Store](#) | [Press Room](#)

[Forgot password?](#) | [Log In Help](#)

Search

Go

[Accreditation](#)

[Certification](#)

[Standards](#)

[Measurement](#)

[Topics](#)

[About Us](#)

[Daily Update](#)

[Home](#) > [Topic Details](#)

[Twitter](#)

[Facebook](#)

[Vimeo](#)

[LinkedIn](#)

[Share](#)

[Print](#)

Thursday 7:15 CST, March 24, 2016

Topic Details

Sign up for
News and Alerts

Sign up here

Topic Library Item

Sentinel Event Alert, Issue 36: Tubing misconnections—a persistent and potentially deadly occurrence

April 3, 2006

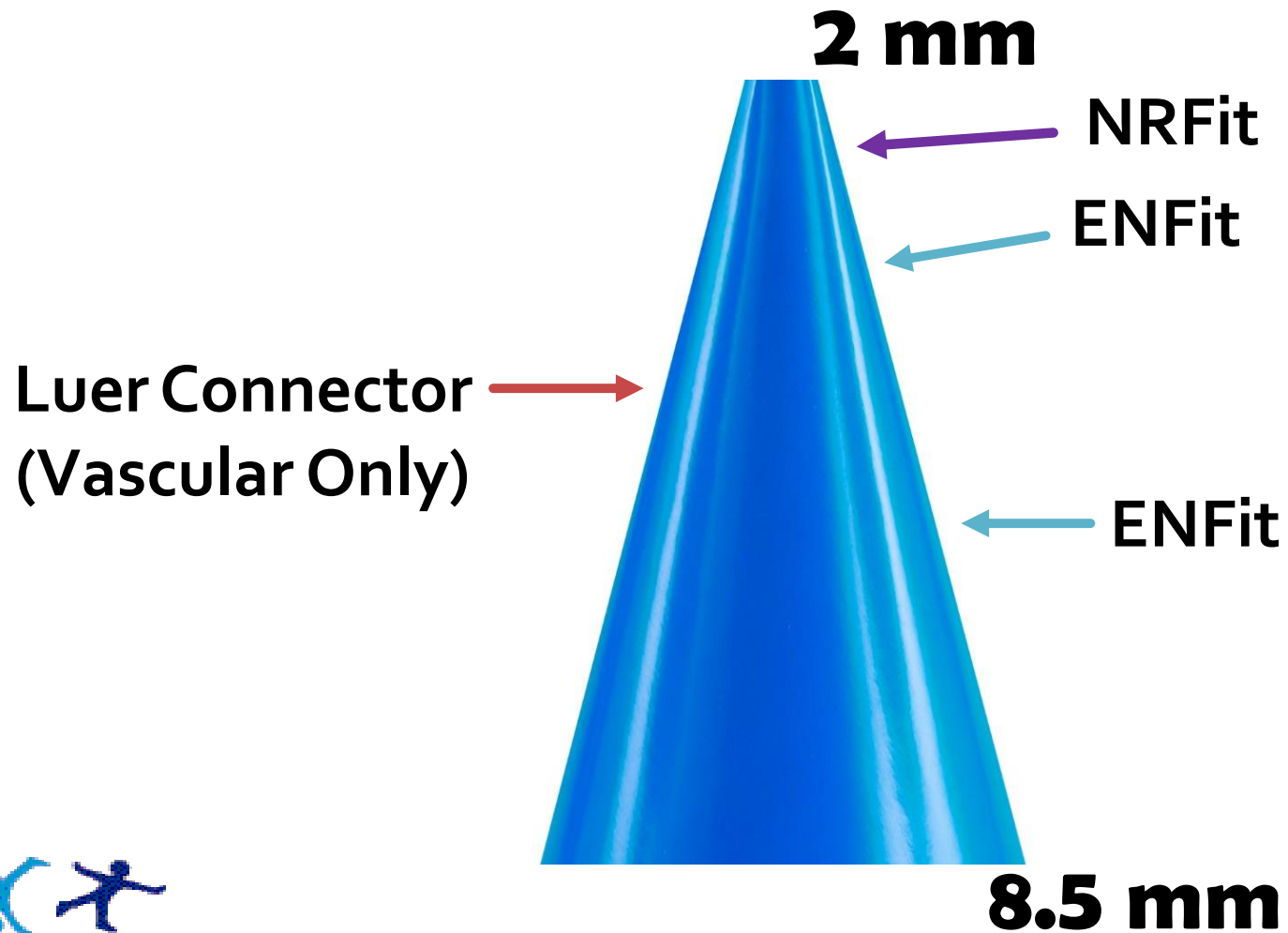
Download This File

Editorial note: As of August 20, 2014, please use the updated information and guidance on this topic that is in [Sentinel Event Alert Issue 53](#), "Managing risk during transition to new ISO tubing connector standards."

Tubing and catheter misconnection errors are an important and under-reported problem in health care organizations. In addition, these errors are often caught and corrected before any injury to the patient occurs. Given the reality of and potential for life threatening consequences, increased awareness and analysis of these errors—including averted errors—can lead to dramatic improvement in patient safety.



ISO: 80369 Small Bore Standards



80369 Series Designations

- 80369-**3**: Enteral connectors
- 80369-**5**: Limb cuff inflation connectors
- 80369-**6**: Neuraxial connectors
- 80369-**7**: Luer 6% taper





GEDSA

Global Enteral Device Suppliers Association



G&DSA

Supporting Organizations

Stay
Connected



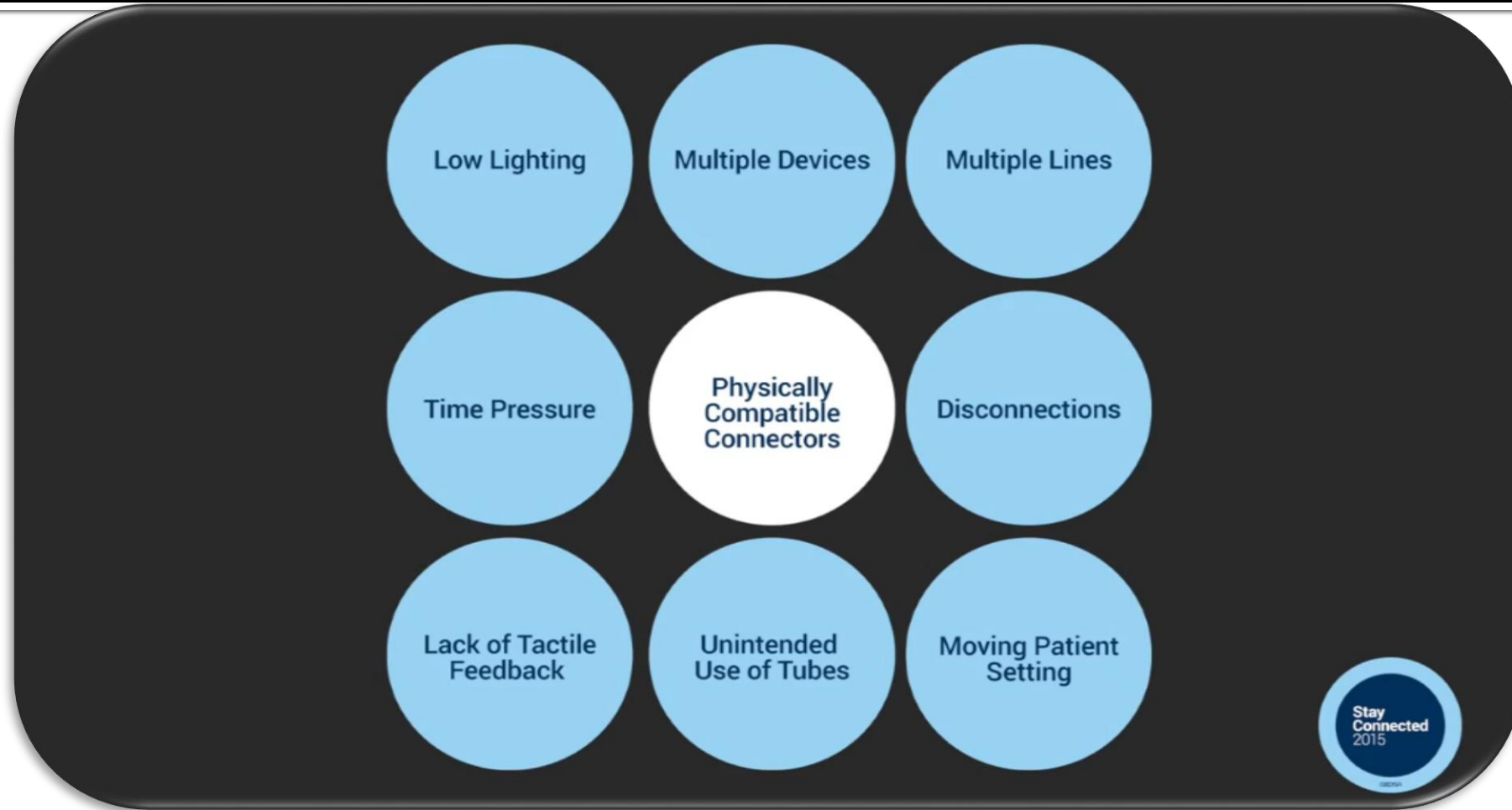
HEALTHTRUST



Novation

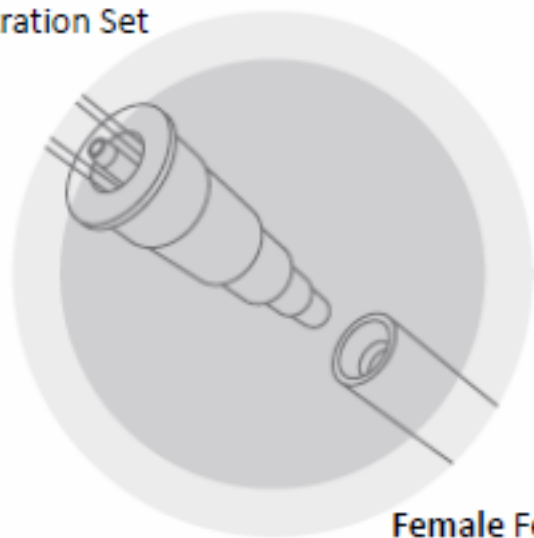


Enteral Connection - EnFit




CURRENT

Male Stepped or
"Christmas Tree"
Connector from
Administration Set



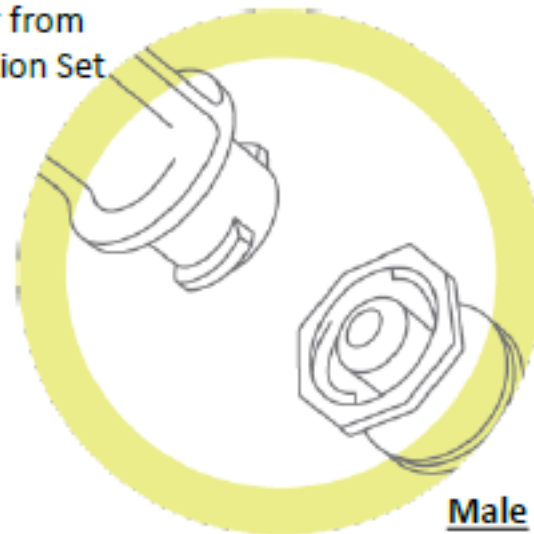
Female Feeding
Tube Port



NEW

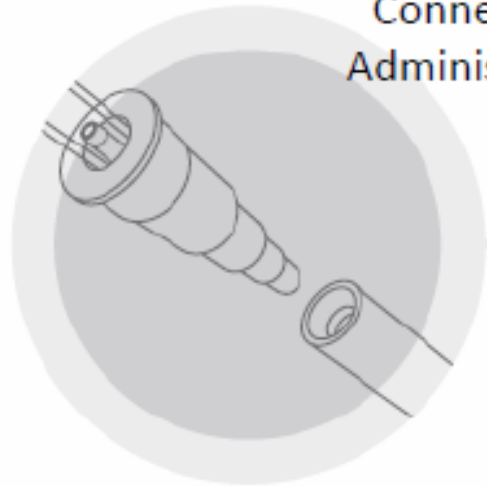
ENFit

Female ENFit
Connector from
Administration Set



Male ENFit
Connector for
Feeding Tube

Current

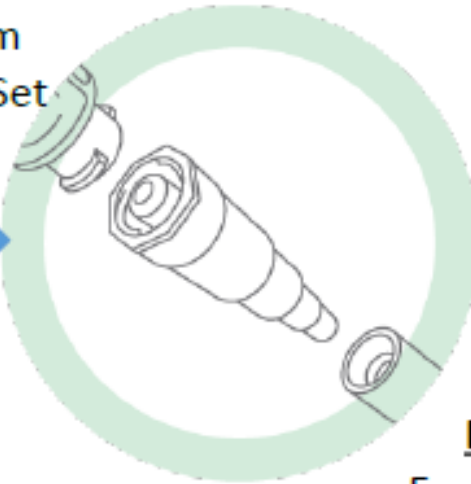


Female ENFit
Connector from
Administration Set

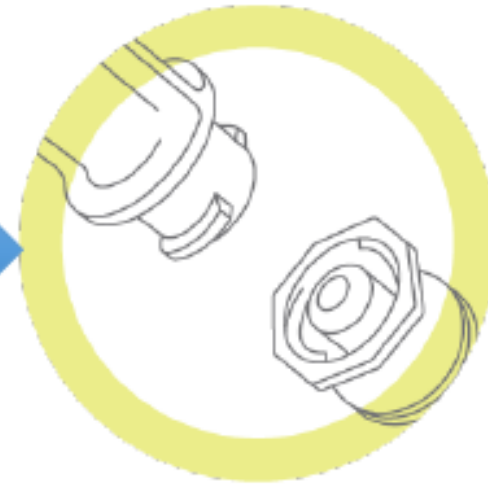


Temporary Transition

Transition
Connector




NEW



Female
Feeding Tube
Port











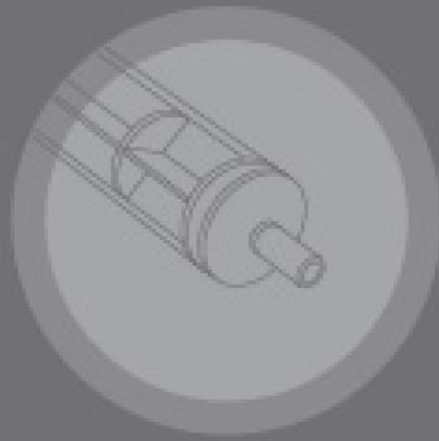
Enhancing Patient Safety

New global design standards
for neuraxial connectors

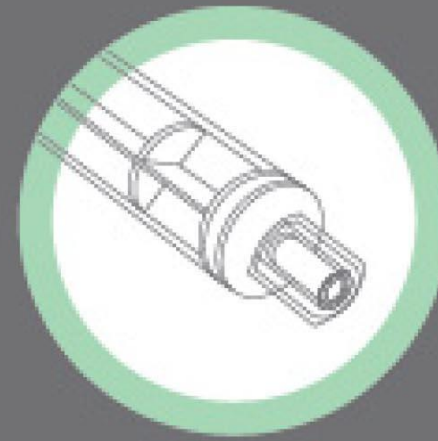
Introducing NRFit the NEW ISO Standard Neuraxial Connector



80369-6



SYRINGE

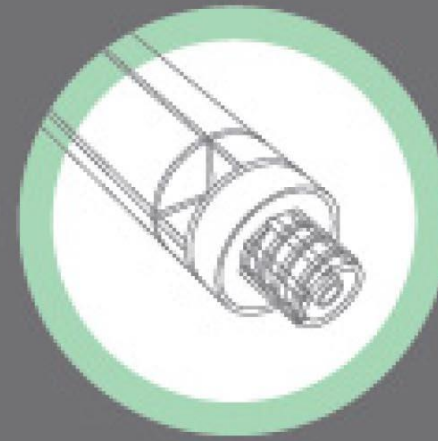


SYRINGE

Slip males will have a collar surrounding the connector



LUER-LOCK SYRINGE



LUER-LOCK SYRINGE



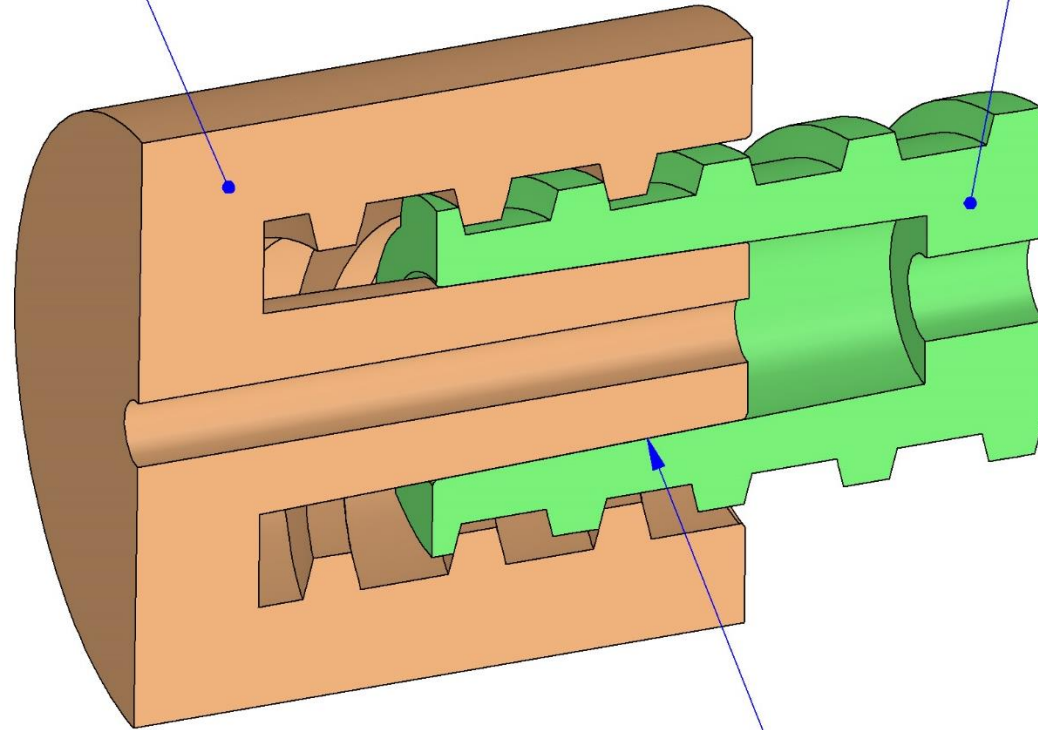
Courtesy of B Braun



Courtesy of B Braun

NRFit Male Lock

NRFit Female Lock

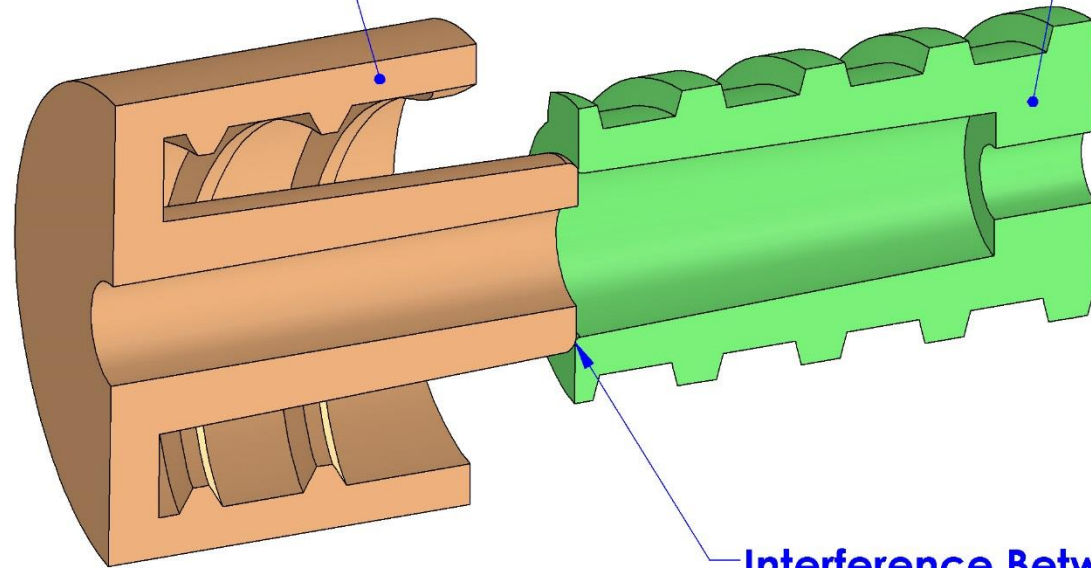


Conical Fluid Seal

Courtesy of B Braun

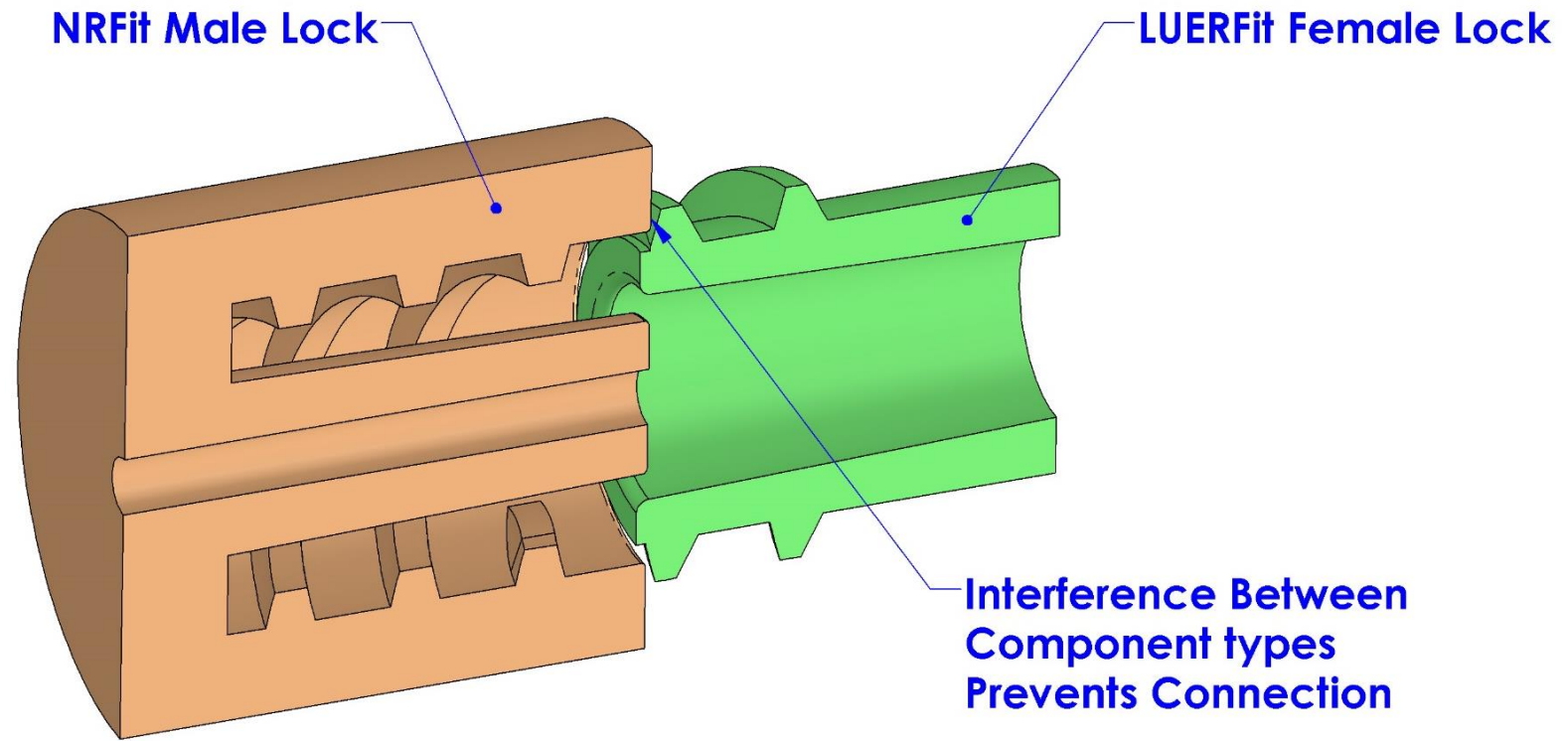
LUERFit Male Lock

NRFit Female Lock



Interference Between
Component types
Prevents Connection

Courtesy of B Braun



Courtesy of B Braun

CA 1867



Assembly Bill No. 1867

CHAPTER 194

An act to amend Section 1279.7 of the Health and Safety Code, relating to health facilities.

[Approved by Governor August 27, 2012. Filed with
Secretary of State August 27, 2012.]



CA 1867

- Epidural connections &
- Enteral connections are
- Prohibited to fit into Vascular connections
- January 2016



CA 1867

- Epidural connections &
- Enteral connections are
- Prohibited to fit into Vascular connections
- January 2016 2017





CHPSO

California Hospital
Patient Safety Organization

*Eliminating preventable harm and improving
the quality of health care delivery*



NRFit Unresolved Issues

- Caudals?
- Intrathecal chemo?
- Blood patch?
- Omayya reservoirs?
- January 2017??!!





INSTITUTE FOR SAFE MEDICATION PRACTICES

www.ismp.org

Making Connections in the OR



Ron Litman
litmanr@email.chop.edu

